

# 2007 NFACC Animal Care & Welfare Conference

"Industry Perspective on Farm Animal Welfare and Future Directions"

September 21, 2007

## Topics we will cover

- Overview of animal welfare assessment and auditing
- Harvest Industry and its programs
- Farm Animal Welfare Programs
- What is the Future of Farm Animal Welfare Programs

## OVERVIEW

### The Consumer Dynamic

- The general public in the US and Canada spends a small percentage of their income on food which allows them the luxury to demand food –
  - Where they want it
  - When they want it
  - How they want it
  - In the portion size they want it
  - **Produced in a socially responsible manner**

### Agriculture Alienation

- Vast majority of Americans and Canadians are at least three generations removed from the farm
- Research indicates consumers don't want details on how their meat is produced *unless* there is an incident
- Those opposed to modern production practices will work to manufacture/exploit incidents to drive policy

### Activist – Dynamic

- PETA (People for the Ethical Treatment of Animals)
  - More well known than HSUS
  - PETA is in press and visibly active with campaigns
- HSUS (Humane Society of the United States)
  - Works with legislation and law
  - Ballot initiatives

## PETA

(People for the Ethical Treatment of Animals)

- Purchased Common Stock in companies
  - Tyson
  - Hormel
  - Smithfield
  - Pilgrim's
  - Denny's
  - Outback
  - Chili's
  - Applebee's

## HSUS Ballot Initiatives

- Florida voters in 2002 approved a measure that amended the state constitution prohibiting the use of gestation stalls.
- Arizona voters in 2006 approved a measure that amended the state constitution prohibiting the use of gestation stalls and veal stalls.
- California will be the next state that will try to introduce a ballot banning gestation stalls, veal stalls and battery cages.

## Harvest Industry Programs


### AMI materials

(American Meat Institute)

- 1991 - "Recommended Animal Handling Guidelines for Meat Packers"
- 1997 - "Management Practices for Handling and Stunning" (audits)
- 2005 combined these two documents into *Recommended Animal Handling Guidelines and Audit Guide*
- 2005 AMI rollout of [www.animalhandling.org](http://www.animalhandling.org)
- 2007 *Recommended Animal Handling Guidelines and Audit Guide* - Temple Grandin

### AMI conference

- February '99 - "Animal Handling and Stunning"
  - 130 attended
- "Animal Care and Handling"
  - 2006 - 400 attended
- 2002 - Animal welfare non-competitive issue
  - AMI offers round the clock assistance



**AMI** Foundation

Published by  
American Meat Institute Foundation

Written by  
Temple Grandin, Ph.D.  
Associate Professor of Animal Science  
Dept. of Animal Science  
Colorado State University

Reviewed by  
American Meat Institute Animal Welfare Committee

**AAEP Foundation**

**CATTLE AND CALVES SLAUGHTER AUDIT FORM**

Date \_\_\_\_\_ Time \_\_\_\_\_  
 Plant \_\_\_\_\_ Auditor \_\_\_\_\_  
 Weather \_\_\_\_\_ Line Speed \_\_\_\_\_  
 Stunner Type \_\_\_\_\_ Operator \_\_\_\_\_  
 Plant Contact Name \_\_\_\_\_ Phone \_\_\_\_\_  
 Email \_\_\_\_\_ Establishment No. \_\_\_\_\_

**CORE CRITERIA 1: EFFECTIVE STUNNING — Conventional Only**

Score 100 cattle in plants with line speeds greater than 100 cattle per hour. Fifty cattle should be audited in slower plants processing fewer than 100 head per hour. Ninety-five percent accuracy is required for a passing score. If audit is conducted in a religious slaughter facility, skip to Core Criteria 2.

It can be helpful to note observations about missed stuns using the following guide:

X = stunned correctly  
 G = stunning failed due to apparent lack of maintenance  
 A = missed stun due to poor aim

Animal Number

1	11	21	31	41	51	61	71	81	91
2	12	22	32	42	52	62	72	82	92
3	13	23	33	43	53	63	73	83	93
4	14	24	34	44	54	64	74	84	94
5	15	25	35	45	55	65	75	85	95
6	16	26	36	46	56	66	76	86	96
7	17	27	37	47	57	67	77	87	97
8	18	28	38	48	58	68	78	88	98
9	19	29	39	49	59	69	79	89	99
10	20	30	40	50	60	70	80	90	100

Stun Efficacy Percent \_\_\_\_\_

Notes: \_\_\_\_\_  
 \_\_\_\_\_  
 \_\_\_\_\_


1

# Farm Animal Production

Customer request to packer

What programs are in place to evaluate and assure proper animal handling procedures are in place and followed in "Farm Production Facilities" that supply your plants?

# NCBA National Cattlemen's Beef Association



**SELF EVALUATION**

**Cattle Comfort:**  
 Cattle have free access to feed, water, and space for freedom of movement.  Yes  No  
 During periods of high heat and humidity and little wind, cattle are processed early in the morning.  Yes  No  
 Pens or other housing areas are properly maintained.  Yes  No

**Feeding:**  
 All cows have a Body Condition Score of 4 or higher.  Yes  No  
 Avoid sudden ration changes.  Yes  No  
 Use only approved feedstuffs and additives.  Yes  No

**Non-Ambulatory (Downer) Cattle:**  
 Downer cattle are properly moved (i.e., loader, trailer, etc.).  Yes  No  
 Downer cattle responding to treatment are receiving proper care (i.e., feed, water, etc.).  Yes  No  
 Downer cattle unable to eat or drink are humanely euthanized within 24-36 hours of initial onset.  Yes  No

**Cattle Treatment Programs:**  
 Cattle treatment programs are designed by a veterinarian.  Yes  No  
 Check for sick animals daily.  Yes  No  
 Treatment of animals when found.  Yes  No

**Health Care:**  
 Castration and dehorning are completed before the bull calf reaches 120 days of age or 500 lbs.  Yes  No  
 Use a local anesthetic when dehorning animals with horn base more than one inch in diameter.  Yes  No  
 Cattle are regularly vaccinated to prevent disease.  Yes  No

**Cattle Handling:**  
 When running cattle through the chute, use the following checklist to evaluate how effective your facilities and staff are at properly working cattle. Assign one or more of the letters below to each cow brought through the chute.

- Use of electric prods — "E"
- Cattle that fall when exiting the chute — "F"
- Cattle that jump or run when exiting the chute — "J"
- Cattle that vocalize after being restrained in the chute, but before procedures are performed — "V"
- Cattle observed being handled without issue — "✓"

1	2	3	4	5	6	7	8	9	10	11	12	18	19	20	21
22	23	24	25	26	27	28	29	30	31	32	33	34	35	36	37
38	39	40	41	42	43	44	45	46	47	48	49	50	51	52	53
54	55	56	57	58	59	60	61	62	63						

Return to Home | Welcome | Online Video | Manual | Resources | Contacts | Contributors | Order DVD and Manual

**Master Cattle Transporter Guide**

Produced through the Efforts of:

- BEEF USA National Cattlemen's Beef Association

Developed through the Efforts of:

- Cargill Meat Solutions
- K-State Kansas State University
- Texas Cooperative EXTENSION The Texas A&M University System

Funded by:

- BEEF

[www.tbqa.org](http://www.tbqa.org)

This project is funded by America's Beef Producers through the Cattlemen's Beef Board.

**Checklist Cattle Handling**

- ✓ **Cattle Vision**
  - Cattle have a wide area of peripheral vision, with only a small blind spot immediately behind the animal.
  - Do not approach cattle from directly behind.
- ✓ **Flight Zone**
  - The flight zone is the distance that the cattle can be from you and still feel comfortable.
  - You can use the flight zone to quietly move cattle.
- ✓ **Point of Balance and Movement**
  - There is a place on the shoulder of the animal called the point of balance.
  - You can use this point to encourage the animal to go forward and backward.
  - You should move cattle calmly and slowly.
  - Quick movements and loud noises will make moving cattle more difficult.
- ✓ **Moving Aids**
  - "Persuaders" such as flags, plastic paddles, and a stick with plastic ribbons should replace electric prods as much as possible. An electric prod should NOT be a person's primary driving tool. It should only be picked up and used when absolutely required to move a stubborn animal and then should be put back down.
  - "Persuaders" are the best tools for moving cattle. These devices can be used to turn cattle by blocking their vision on one side of their head.

**NPB**

**National Pork Board**



**PQA PLUS**


Our Responsibility. Our Promise.

**pork**

**Quality Assurance.**

A Program of America's Pork Producers

**LEVEL**



**pork checkoff**

**Swine Welfare Assurance Program<sup>SM</sup>**




**SWAP™ Nursery and Finisher Pigs Assessment Table**

Site Identification: \_\_\_\_\_ Site Description: \_\_\_\_\_ Date: \_\_\_\_\_  
 Number of Animals on the Site: \_\_\_\_\_ Packer Signature: \_\_\_\_\_  
 Number of Animals Assessed: \_\_\_\_\_ Assessor Signature: \_\_\_\_\_

Care and Well-being Principles (CWP)	Nursery and Finisher Pig			Concerns
	Minimum	Acceptable	Needs Improvement	
<b>Animal Observations</b>				
<b>CWP #4 Body Condition Score</b>				
4.1 Body Condition	No observed	95		
<b>CWP #5 Restraints</b>				
5.1 Restraints				
5.2 Methods				
5.3 Restraint Equipment				
<b>CWP #6 Handling and Movement</b>				
6.1 Proper Handling				
6.2 Facility Considerations				
6.3 Equipment				
<b>Facilities</b>				
<b>CWP #7 Facilities</b>				
7.1 Ventilation - Airflow		95		
7.2 Heating and Cooling				
7.3 Physical Space to Accommodate the Body				
<b>Nursery or Finisher - 5g 8 kg</b>				
7.4 Non-Maintenance		95		
Flooding		95		
Perching		95		
Equipment		95		
7.5 Fencing Space		95		
7.6 Water Availability		95		
Water Flow - seconds / gals				
7.7 Hygiene Plan				
<b>CWP #8 Emergency Support</b>				
8.1 Emergency Support System				
8.2 Written Action Plan				
<b>CWP #9 Continuing Assessment and Education</b>				
9.1 Assessment Schedule				



**Critical Control Points (CCP) with Objective Criteria**

Percentage of birds that fall down (body touches ground) during loading or unloading

- 0% acceptable
- 2% acceptable
- 3% Not acceptable
- 10% Serious problem

Percentage of eggs gathered with no damage

- 0% acceptable
- 10% acceptable loading 2% unloading
- 11 to 20% Not acceptable
- Over 20% serious problem

Percentage of dead birds on trucks

- 0% acceptable
- 3% Not acceptable

When every truck is empty

- 0.5% acceptable
- 0.5% to 0.40% Not acceptable
- Over 0.40% Serious problem

Percentage of eggs non-complimentary after being sorted per truck

- 0% acceptable
- 0.5% acceptable
- 3% Not acceptable
- Over 3% Serious problem

Percentage of egg washability

- 0% acceptable
- 3% Not acceptable

Percentage of first litter bags

- 0% acceptable
- 1 Pig serious problem

Progress of truck unloading

- Excellent - 10 minutes or less 13 minutes after sorted
- Acceptable - start unloading within 15 to 20 minutes
- Not acceptable - over 30 to 40 minutes
- Serious problem - over 40 minutes
- Penalty Endpoints

Truck cleanliness

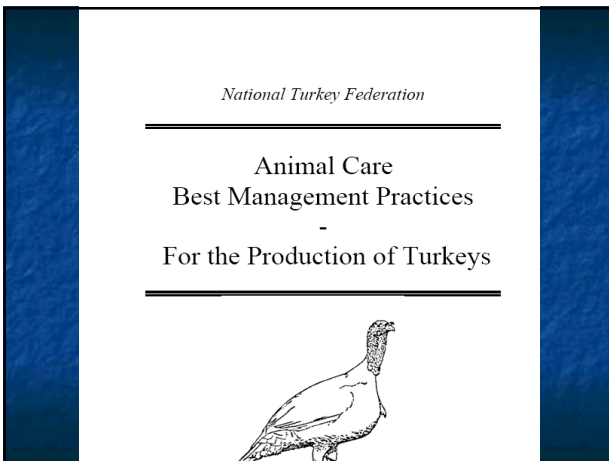
- Clean - Pass
- Dirty - Fail

Truck lot cleanliness

- No broken parts - Pass
- Broken parts - Fail

Handling non-complimentary bags

- No non-complimentary bags - Pass
- Drop, slip or push non-complimentary bags along the floor - Fail




**Table of Contents**

	Page Number
Preamble	4
Background and Introduction	5
Purpose and Objectives	5
Distribution of the AC-BMP	5
Annual Care and Well-Being Organizations	5
Governmental Regulation - Agencies	5
Government Regulation - Regulations	5
Government Authority Over Annual Care in Livestock Production	6
Auditing AC-BMP	6
Compliance Terms	6
Monitoring and Feedback Responsibility	6
Food Safety Best Management Practices	7
Annual Care Best Management Practices for Turkey Production	7
AC-BMP - A Dynamic Ongoing Process	7
Reference Information	7
Organizations, Coalitions, Reports, Acronyms	8
References	9
AC-BMP Modules - Flow Charts	
Fig. 1A and B Foundation and Multiple Breeding - Module A	10-11
Fig. 2 Turkey Hatchery - Module B	12
Fig. 3 Production Growout - Module C	13
Fig. 4 Live-haul Transportation - Module D	14
Fig. 5 Processing Plant - Module G	15
Appendix A Control Points	
CP 1 Farm Safety and Security	16
CP 2 Flock Scheduling	16
CP 3 Biosecurity and Disease Control	17
CP 4 Building Facilities and Equipment Design	18
CP 5 Equipment Maintenance/Calibration	19
CP 6 Personnel Training	21
CP 7 Hatched Poultry Harvest	21
CP 8 Poultry Delivery	22
CP 9 Feed and Water Supply	23
CP 10 Environmental Control and Bird Comfort	26
CP 11 Brooding and Growing	29
CP 12 Abnormal "Call" Bird Disposal	29
CP 13 Breeder Lighting	30
CP 14 Breeder Tom Milking	30

National Chicken Council  
Animal Care Best Management Practices

**NCC Animal Care - Health Check and Evaluation**

Item	Acceptable	Note Exceptions
<b>Flock Inspection</b>		
• Birds follow personnel & press		
• Alert flock		
• Normal prominent eyes		
• Good activity		
• Clean (white) feathers		
• Shed or cut birds eye not evident		
• Normal breathing		
<b>Building &amp; Environment</b>		
• Fresh clean air		
• Comfortable temperature		
• Quiet		
• Good lighting		
<b>Ventilation System</b>		
• Clean system		
• 100% operable		
<b>Litter</b>		
• Litter is even throughout		
• Litter is clear of all objects		
• Moist but does not mat easily		
• Does not clump disturbed		
<b>Dropouts</b>		
• Move far from local droppings		
• Forward fecal droppings with viscous white cap material		
• Very few fecal droppings		
• Viscous, dark fecal droppings		
<b>Isolated or Dead Birds</b>		
• None		
<b>Mortality</b>		
• Description		
• Analyze		
• Record		
• Comments:		



**National Chicken Council**  
**Animal Welfare Audit Checklist**  
As amended April 5, 2005

The following checklist is provided to assist chicken companies in complying with the Animal Welfare Guidelines recommended by the National Chicken Council and voluntarily adopted by this company. This audit checklist should be used in conjunction with the Guidelines.

This audit applies to the following company, complex or facility:

Address: \_\_\_\_\_  
Company and Plant: \_\_\_\_\_ Ext. No.: \_\_\_\_\_  
Address: \_\_\_\_\_  
Phone: \_\_\_\_\_ Fax: \_\_\_\_\_ Dist: \_\_\_\_\_  
Accompanied by: \_\_\_\_\_  
Title: \_\_\_\_\_

**Summary:**

Area	Maximum Score	Maximum Available Score*	Facility Score
Education, training and planning	100		
Sanitary	175		
Nutrition and Feeding	100		
Conduct of Shelter	200		
Health Care	100		
Normal Behavior	100		
On-Farm Best Practices	100		
Catching and Transportation	200		
Prevention	200		
Subtotal: Breeder	1,475		
Breeder Flocks & Cockerels	175		
<b>TOTAL</b>	<b>3,600</b>		

\* Lower Maximum Available Score for each category by omitting scores for reviews not in use, e.g., mechanical catching. Possible omissions are indicated by parentheses around maximum score below, e.g., (25) for mechanical catching. If mechanical catching is not in use, Maximum Available Score for Catching and Transportation is 275.

- ## Review Customers needs
- Animal welfare expectations and requirements
  - Assessment programs that are Credible, Workable and Affordable
  - Frequency of assessments
  - Consequences for non-compliance

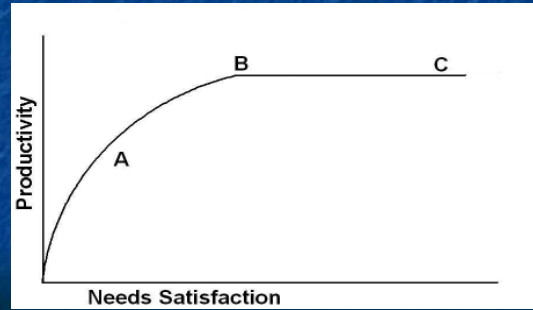
- ## Customer Expectations
- Management Commitment
    - Animal welfare mission statement
    - Expectations for continual improvement
    - Ongoing monitoring/measurement
    - Internal and external reviews

## The Future Well-Being and Needs of Farm Animals

- Well-Being depends on needs being satisfied
- Animal needs in agriculture can be classified into
  - Physiological Needs  
*Good Nutrition, Suitable Environment, Health*
  - Safety Needs  
*Freedom from accidents, Freedom from predators, Use of appropriate technology*
  - Behavioral (Cognitive) Needs  
*No Deprivation, No Frustration*

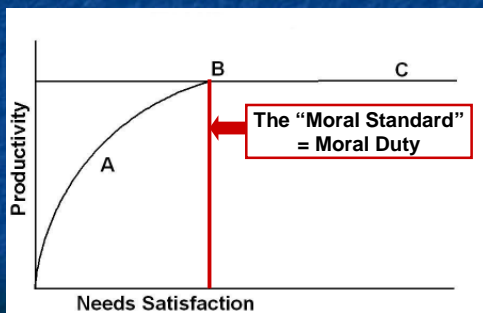
Curtis (1988, 1993)

## Well-Being Curve & Plateau



Curtis (1993)

## Well-Being and Moral Duty



## Well-Being and Moral Duty

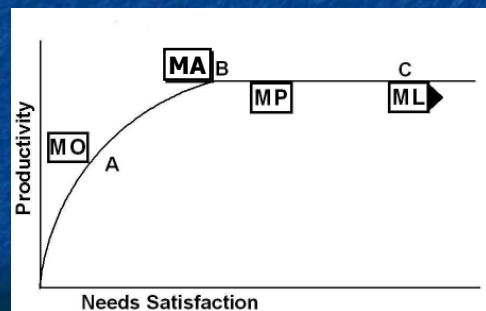
### Two Questions:

- Are producers currently meeting their moral duties to animals?
- Do producers who achieve the moral standard have a duty to go beyond?

## Philosophies of Moral Effort

Philosophy	Effort Levels/ Activities
Moral Leadership (ML)	Concerted effort; careful attention to actions and consequences on animals; active implementation of high well-being standards; substantial experimentation; proactively anticipating possible lapses; proactively anticipating "new" social demands; educating by example
Moral Progressivism (MP)	Some effort to lead; attempts to grapple with full range of issues beyond standard well-being requirements; proactively anticipating possible lapses; anticipating new social demands
Moral Achievers (MA)	Attention to requirements; act on requirements; achieve standard well-being requirements; advance planning for possible new requirements
Moral Obstructionism (MO)	No action other than defensive action re: actual versus accepted requirements; legal resistance if necessary

## Well-Being & Effort Philosophies



## Summary

### The Real World of Animal Ethics

#### At issue is

- To what extent do producers act on achieving moral standards for their animals?
- Do current/proposed industry programs meet or exceed moral standards?
- Do/will those outside animal agriculture support and encourage current moral action, and further encourage and reward practices "above and beyond" standard moral duty?



Is this cow bored or happy?

# THANK YOU

Mike Siemens, Ph.D.  
Director Animal Welfare and Husbandry  
Cargill